

Factsheet Luxembourg Financial Centre 2011

Grand Duchy of Luxembourg

- Surface: 2.586 km²
- Population: 512.000, 43% foreigners

Source: Statec, December 2010

Macro-economic data and forecasts

	2008	2009	2010	2011
Real growth of GDP	1.4	-3.7	3.2*	3.0*
Financial sector contribution to GDP	27%	26%	-	-
Employment growth rate	4.7	1.0	1.8*	1.5*
Unemployment rate	4.3	5.7	6.2*	6.5*

Source: Statec, November 2010

* Forecast

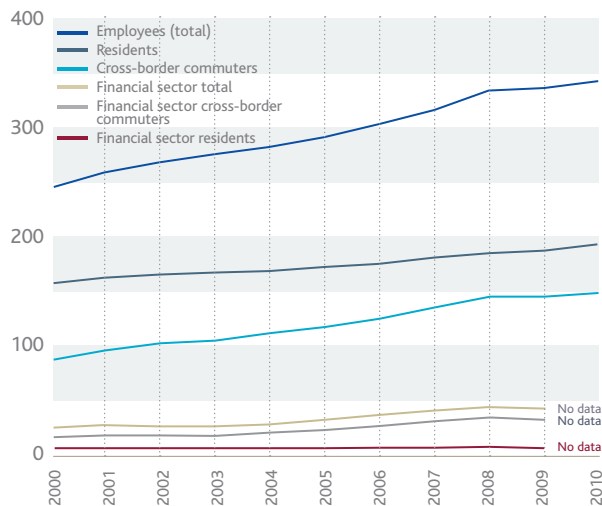
Public finances (in %)

	2000	2001	2002	2003	2004	2005	2006	2007	2008	2009	2010*
Public debt (in % of GDP)	6.4	6.5	6.5	6.1	6.3	6.1	6.7	6.7	13.6	14.5	19.2
Budget deficit/surplus (in % of GDP)	6.0	6.1	2.1	0.5	-1.1	0.0	1.4	3.7	3.0	-0.7	-2.2

Source: Statec, October 2010

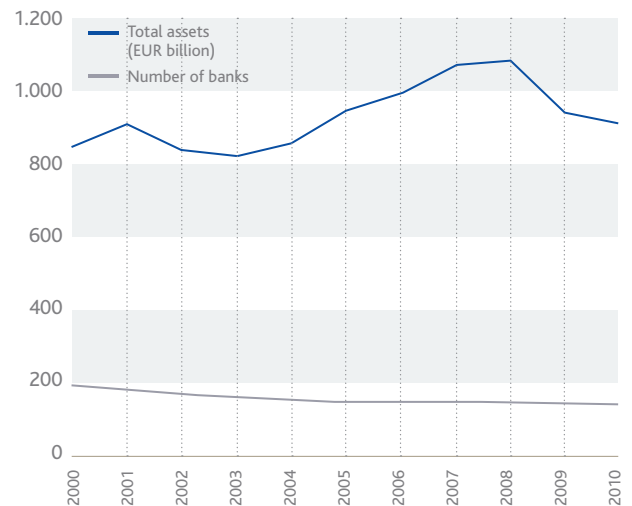
* Forecast

Working population (in thousands)



Source: Statec, December 2010

Number of banks and total assets



Source: CSSF / ABBL, February 2011

Country of origin of banks

Country of origin	Number
Germany	44
France	13
Switzerland	10
Belgium	10
Italy	9
United Kingdom	8
Sweden	7
United States	7
Japan	5
Luxembourg	5
China	4
Netherlands	4
Others	20
TOTAL	146

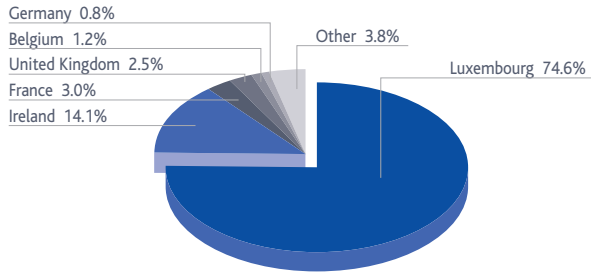
Source: CSSF, February 2011

The 10 largest investment fund domiciles in Europe

Country	Total assets / all UCIs		Country	Total assets / UCITS	
	Total AuM (in bn €)	Market share in %		Total AuM (in bn €)	Market share in %
Luxembourg	2.198.994	27.4	Luxembourg	1.880.612	31.4
France	1.401.625	17.5	France	1.210.280	20.2
Germany	1.125.853	14.0	Ireland	758.531	12.7
Ireland	963.326	12.0	United Kingdom	675.401	11.3
United Kingdom	793.957	9.9	Germany	249.748	4.2
Switzerland	253.216	3.2	Switzerland	195.998	3.3
Italy	232.059	2.9	Italy	175.358	2.9
Spain	169.568	2.1	Sweden	162.446	2.7
Sweden	166.089	2.1	Spain	162.337	2.7
Austria	147.591	1.8	Belgium	88.190	1.5
Others	572.242	7.1	Others	430.729	7.1
Total	8.024.520	100.0	Total	5.989.630	100.0

Source: EFAMA, 31 December 2010

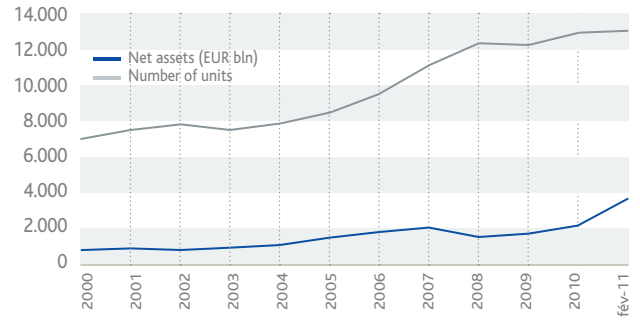
Market shares in cross-border fund distributions



Number of registrations during 2010: 4.268
Growth 2009-2010: 7%
Total as at December 2010: 62.812

Source: PwC Global Fund Distribution, March 2011

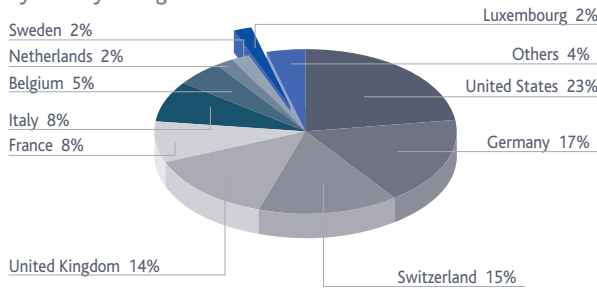
Number of fund units and net assets under management



Source: CSSF / Alfi, February 2011

Promoters of Luxembourg domiciled funds

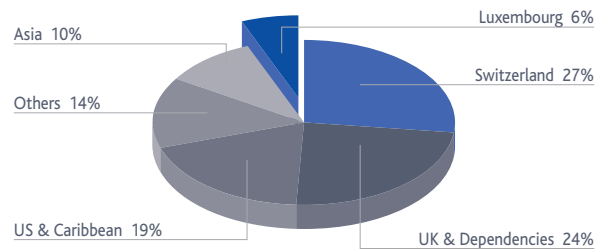
By country of origin



Source: CSSF, December 2010

Luxembourg market share in international private banking*

Total AuM: 300 EUR bln

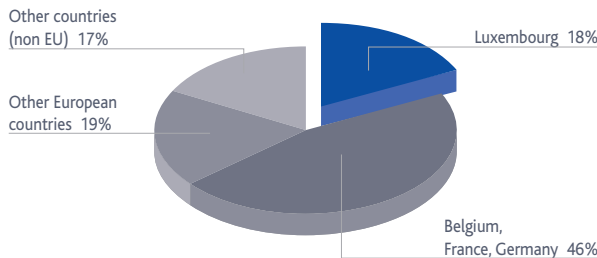


* International private banking centers predominantly serve a non-resident clientele

Source: Boston Consulting Group 2009, PBGL 2009

UK dependencies = Isle of Man, Ireland, Jersey, Guernsey
Caribbean = Florida, New York, Delaware, Caribbean countries & Panama
Asia = Hong Kong & Singapore

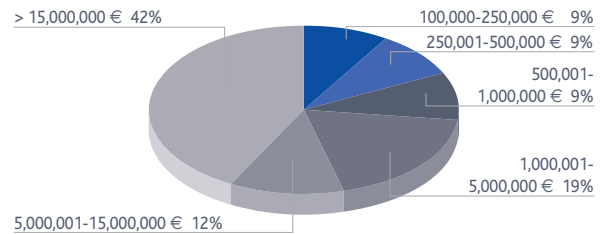
Geographic origin of private banking clients



Source: PBGL calculations based on CSSF data end 2009

Private banking clients

Wealth bands in terms of assets



Source: PBGL calculations based on CSSF data end 2009

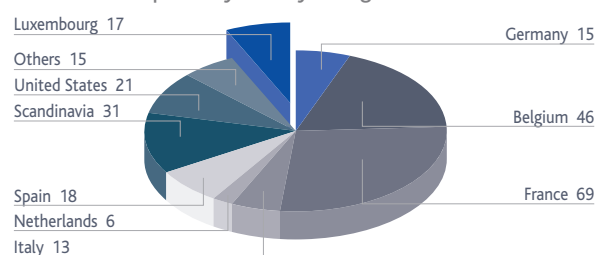
Insurance, reinsurance

		Number of companies
Insurance	Life	53
	Property & Casualty	41
	Active in Life & P+C	3
Reinsurance		251
Captive reinsurance & Wholesale		

Source: Commissariat aux Assurances, Annual Report 2009

Captive reinsurance

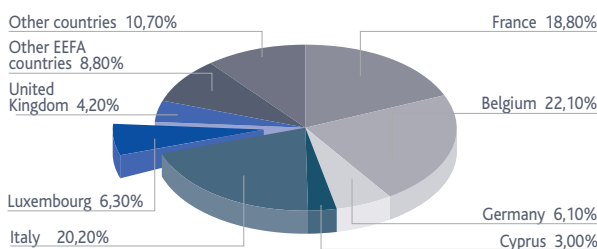
Number of companies by country of origin



Source: Commissariat aux Assurances, Annual Report 2009

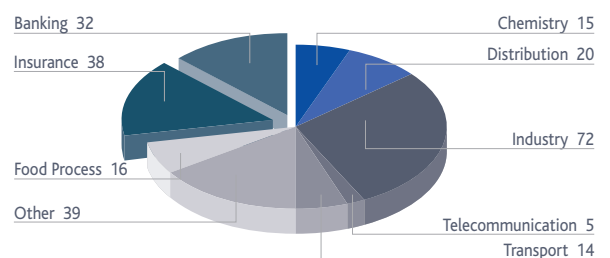
Life assurance

Origin of premiums
Total: 17.919 EUR millions



Source: Commissariat aux Assurances, Annual Report 2009

Activity of the parent company



Source: Commissariat aux Assurances, Annual Report 2009