


Luxembourg Stock Exchange

Gateway to international securities

— **Michel MAQUIL**
President & CEO

Listing centre for international securities



Why the Luxembourg Stock Exchange?

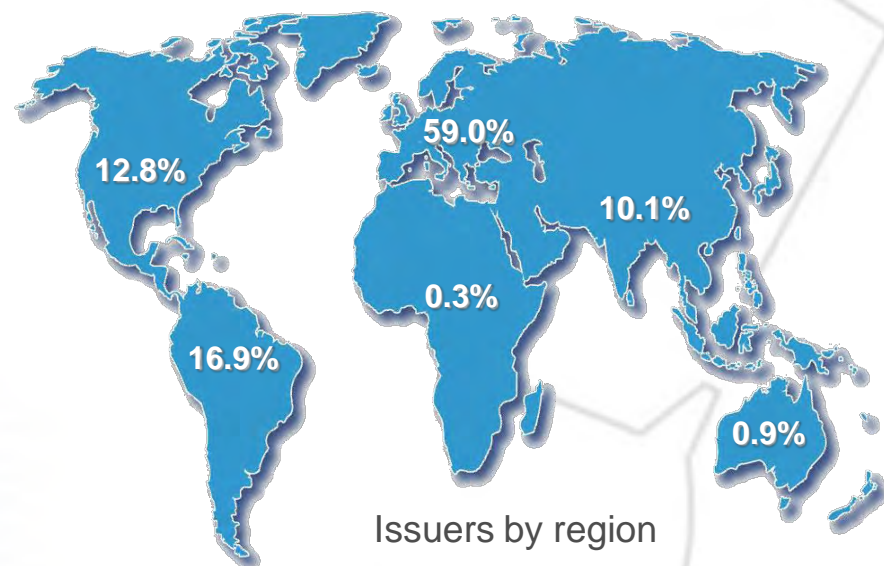
- **Long experience in the listing of international bonds**
- **Easy access to the Luxembourg supervisory authority (CSSF)**
- **Short processing periods for listing requests**
- **Modern IT-Platform (SAGE), for all new listing requests**
- **All listed securities are also tradable on exchange via the UTP trading platform**

Markets operated by the Luxembourg Stock Exchange - key factors

	European regulated market (Bourse de Luxembourg)	Exchange regulated market (Euro MTF)
Authority for prospectus approval and regulatory framework	Luxembourg supervisory authority (CSSF)	Luxembourg Stock Exchange
Pan-European passport	Yes	No
Disclosure requirements	IFRS Standard obligatory	IFRS Standard optional
Publication requirements	EU-Transparency and Market-Abuse directives fully applicable	EU-Transparency and Market-Abuse directives partly applicable (Insider rules and market manipulation)

Luxembourg Stock Exchange - an international listing centre

- Over 3,500 issuers from 105 different countries
- 55 sovereign issuers and 13 supranational institutions
- Over 600 new quotation lines every month
- Listing in over 30 different currencies
- 222 GDRs listings



Czech issues at the Luxembourg Stock Exchange

■ 25 bond issues for an issue amount of 8 bio. €

CEZ A.S.

Ceska Exportni Banka A.S.

City of Brno, Ostrava and Prague

Czech Republic

Kongresove Centrum Praha

Sazka A.S.


■ 6 April 1993 First Czech listing

Czech National Bank 7% 1993-96

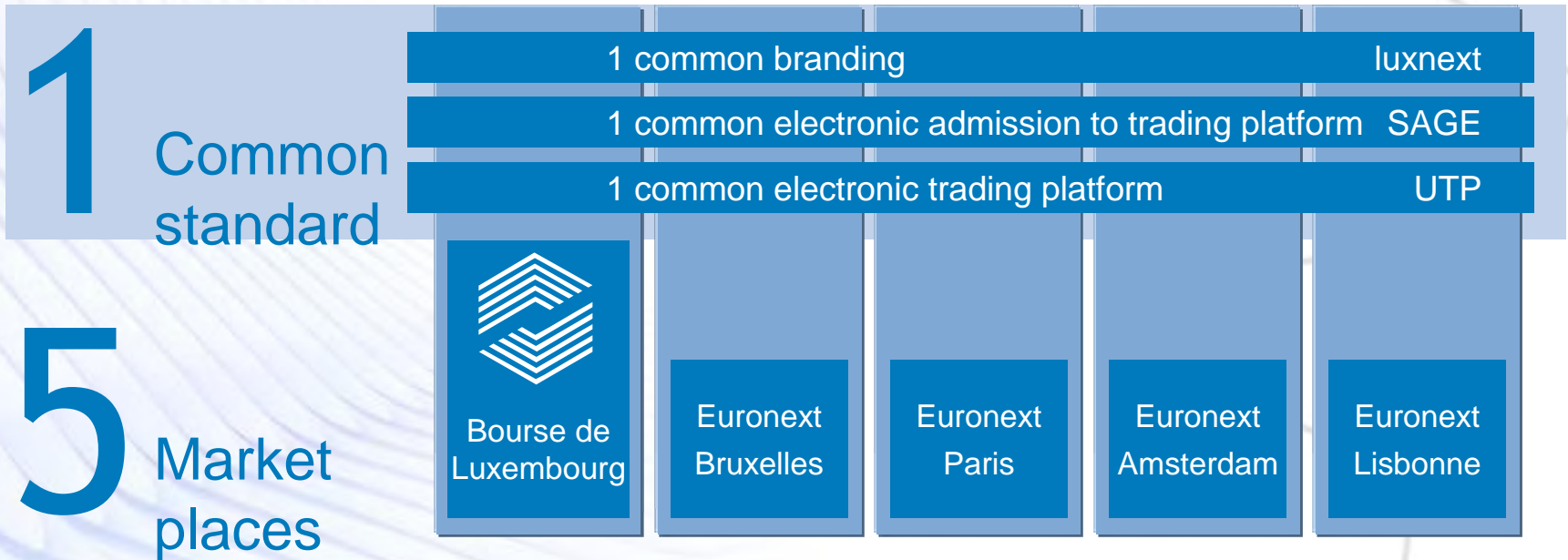
■ About 200 issues listed in Czeck Koronas

27 Oct 1995 General Electrics Capital Corporation 95-98

Trading activity




Partnership with NYSE-Euronext



- **Wholly-owned subsidiary of the Luxembourg Stock Exchange**

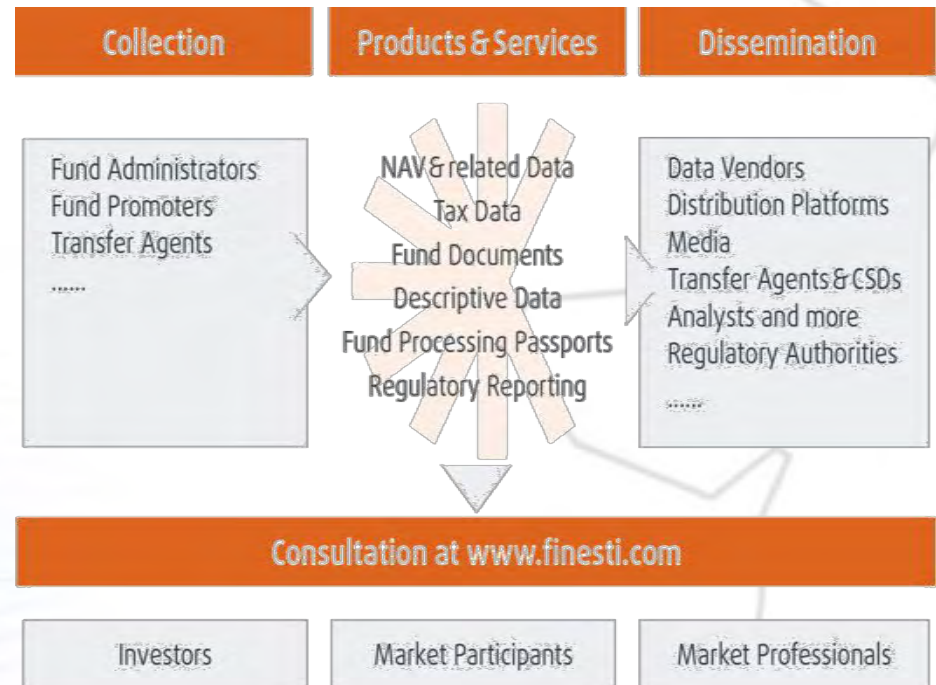
- **Information hub for the Luxembourg fund industry**



Mission Statement


Rationalising dissemination and support for fund information

- Promoters: dissemination of data among distribution and administration networks
- Communication platform between administrators and other key institutions of the fund industry
- Transmission channel to the authorities for legal reporting
- Investors: easy and centralised access to the fund data
- Permanent quality commitment



Data dissemination

Stock Exchange and Finesti



Data products

Data and documents at www.bourse.lu

- prices, indices, and market data
- historical prices, dividends/interest
- documents related to a security, as prospectuses and notices

Data vendors

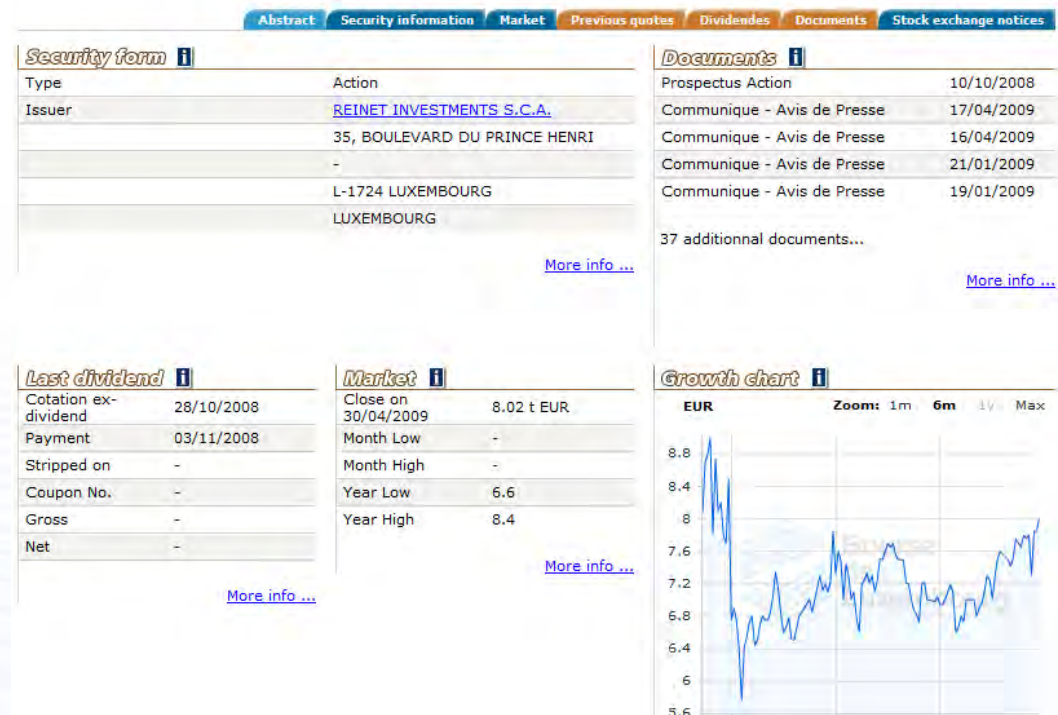
products (real-time or delayed)

OAM (Official Appointed Mechanism)

- The OAM in Luxembourg for storage and publication of regulated information
- Contracts with 200 issuers

Announcements

- Official press announcements through www.bourse.lu
- 20 publications daily



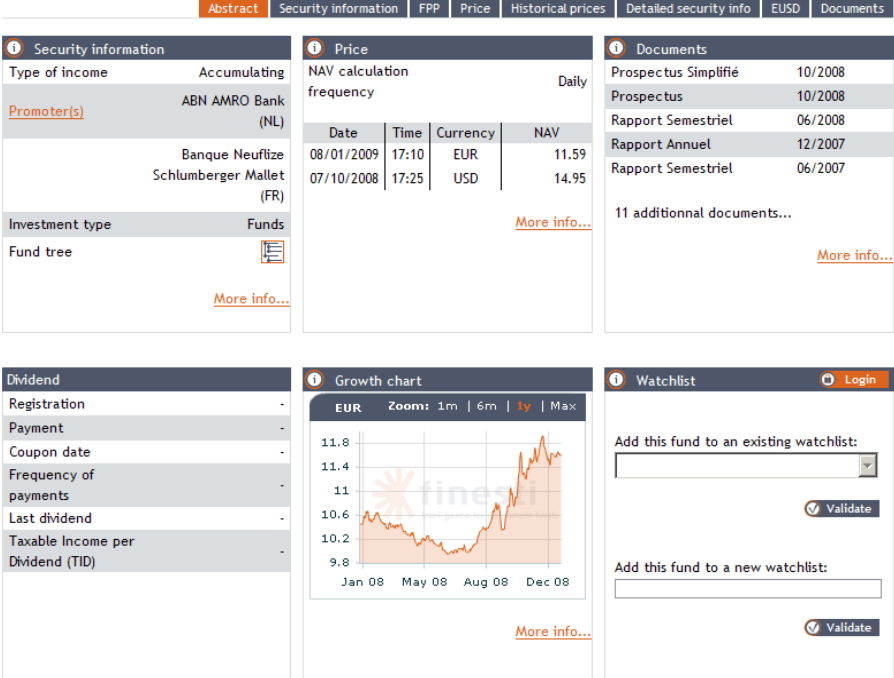
Data products

Data and documents at www.finesti.com


- 22.000 NAVs collected per day
- Performance and charts
- EUSD and tax data
- 81.000 fund documents (prospectuses and financial reports)
- Descriptive data

Fund Processing Passports (FPP)

European Fund Classification



The screenshot displays the Finesti website interface with several data panels:

- Abstract** (selected): Security information, FPP, Price, Historical prices, Detailed security info, EUSD, Documents
- Security information**:
 - Type of income: Accumulating
 - Promoter(s): ABN AMRO Bank (NL), Banque Neufilze Schlumberger Mallet (FR)
 - Investment type: Funds
 - Fund tree: 
- Price**:
 - NAV calculation frequency: Daily
 - Table:

Date	Time	Currency	NAV
08/01/2009	17:10	EUR	11.59
07/10/2008	17:25	USD	14.95
 - More info...
- Documents**:
 - Prospectus Simplifié: 10/2008
 - Prospectus: 10/2008
 - Rapport Semestriel: 06/2008
 - Rapport Annuel: 12/2007
 - Rapport Semestriel: 06/2007
 - 11 additional documents... More info...
- Dividend**:
 - Registration: -
 - Payment: -
 - Coupon date: -
 - Frequency of payments: -
 - Last dividend: -
 - Taxable Income per Dividend (TID): -
- Growth chart**:
 - EUR, Zoom: 1m | 6m | 1y | Max
 - Line chart showing NAV from Jan 08 to Dec 08. Y-axis ranges from 9.8 to 11.8.
 - More info...
- Watchlist**:
 - Login
 - Add this fund to an existing watchlist:
 - Validate
 - Add this fund to a new watchlist:
 - Validate



Thank you for your attention

For further information:



**Bourse
de
Luxembourg**

www.bourse.lu

11, avenue de la Porte-Neuve

B.P. 165

L-2011 Luxembourg



finesti

Intelligence for investment funds

www.finesti.com

11, avenue de la Porte-Neuve

B.P. 165

L-2011 Luxembourg



Luxembourg for Finance

Relying on Expertise, Building on Innovation